











TRANSFORMATION COMPLEXITY ASSESSMENT

	1	2	3	4	5
How large is the population impacted by the transformation?	Smaller				Larger
How dispersed is the population?	More Central				More Dispersed
How complex is the solution?	Less Complex				More Complex
How central is this to the core business?	Less Critical				Critical to the Business
How similar is the end state to the current state?	Minor Changes				Significant Differences
How capable is the population impacted by the transformation?	Very Capable				Less Capable
How aggressive is the timeline?	Less				More
How available are internal resources?	Available				Very Limited
How flexible is your company culture?	Flexible & Adaptive				Well-Established & Rigid
How successful have past projects been?	Consistently Successful				Challenged
TOTAL SCORE					

Max 50

Evaluation

40-50 This is a major transformation for your organization, and requires focused attention to be successful

30-39 This significant transformation will be disruptive in some areas, requiring additional focus to be successful

20-29 This charge, while important for driving more value, won't require significant additional investment to be successful

Below 20 You will be able to manage this transformation with little to no additional focused attention

Please call Steve for a free consultation on how to propel your leadership to drive greater value from your next transformation.